

Counties of Inyo and Mono Agricultural Commissioner's Office

2010 Crop and Livestock Report



Inyo and Mono Counties Agricultural Commissioner's Office
2010 Crop and Livestock Report

CONTENTS:

1. Letter from the Commissioner
2. Evolution of Agriculture and Weights and Measures Programs
3. Summary of the Divisions of the Agricultural Commissioner's Office
4. County Overview – Inyo County
5. County Overview – Mono County

INYO COUNTY

6. Livestock
7. Field Crops
8. Miscellaneous Crop Production/Apiary
9. County Summary

MONO COUNTY

10. Livestock
11. Field Crops
12. Row Crop Production/Timber
13. County Summary

INYO AND MONO COUNTIES

14. Comparison
15. Sustainable Agriculture
16. Outreach/Weights and Measures Enforcement
17. Sierra Nevada Runoff Chart

Agriculture and Weights and Measures Departments

◆
Eastern Sierra Weed Management Area

◆
Owens Valley Mosquito Abatement Program

Staff:

Agricultural Commissioner / Director of Weights and Measures
George L. Milovich

Deputy Agricultural Commissioner / Deputy Director of Weights and Measures
John Schrader

Account Technician II
Jennifer Sarten

Program Coordinator / Eastern Sierra Weed Management Area
Nathan Reade

Field Technician II – Weed Management
Carlos Paz

Field Assistant – Weed Management
Charles Felton
Scott Gadea
Cory Galvin
Cody Himes
Joshua Tyerman

Manager / Owens Valley Mosquito Abatement Program
Jerrold Oser

Mosquito Control Technicians
Walter Davison
Casey Freeman
Bruce Mack
David Miller
Robert Miller

This and previous year's crop reports can also be viewed online at:
<http://www.inyomonoagriculture.com/page5.html>





Counties of Inyo & Mono



George L. Milovich
Agricultural Commissioner
Director of Weights and Measures
207 W. South Street, Bishop, CA 93514
Telephone - (760) 873-7860 Fax - (760) 872-1610
<http://www.inyomonoagriculture.com>
E-mail - inyomonoag@gmail.com

April 29, 2011

TO: Karen Ross, Secretary California Department of Food and Agriculture
And The Honorable Board of Supervisors:

County of Inyo

Linda Arcularius
Susan Cash
Richard Cervantes
Marty Fortney
Rick Pucci

County of Mono

Tim Hanson
D. "Hap" Hazard
Byng Hunt
Larry Johnson
Vikki Magee-Bauer

It is my pleasure to present the 2010 Agricultural Crop and Livestock Report. This report is a compilation of crop production and estimated values of commodities grown in Inyo and Mono Counties.

The combined Counties' agricultural production for 2010 totaled \$59,054,825. This figure represents an increase of 14% from 2009. A slow recovery of dairy prices resulting in alfalfa demand, and a beef market that remained stable, contributed to the rebound in production values.

Newly listed as an agricultural commodity in this 2010 crop report are wine grapes. This fledgling industry includes 30 acres in Mono County.

Agriculture continues as one of the integral parts of Inyo and Mono Counties' economy. Values represented here are gross agricultural values only and are submitted in accordance with Section 2279 of the California Food and Agriculture Code.

Agriculture is still one of the most important industries to the state of California and Inyo and Mono Counties. Every civilization dating back to ancient Greece was unable to endure following a demise of their agricultural production.

My appreciation goes out to the growers, ranchers and agencies that provided data and to Nathan and Jennifer for their support in assembling this report.

Sincerely,

George L. Milovich
Agricultural Commissioner

**INYO and MONO COUNTIES
AGRICULTURAL COMMISSIONER'S OFFICE**

The mission of the Inyo and Mono Counties Agricultural Commissioner's Office is to promote and protect the agricultural industry of the Counties, protect the environment, and to ensure the health and safety of all of its citizens. The department is also responsible for fostering confidence and equity in the marketplace.

The following are the main program areas:

HUMAN SAFETY AND ENVIRONMENTAL PROTECTION

We protect the health and safety of all Inyo/Mono residents, its agricultural industries and its environment with a series of comprehensive regulatory programs designed to prevent the introduction of exotic pests and to ensure the safe use of pesticides. The five programs utilized to achieve these goals include:

- Pest Exclusion * Pest Detection * Pest Eradication * Pest Management * Pesticide Enforcement *

CONSUMER PROTECTION AND PRODUCT QUALITY

Product quality programs are designed to ensure the production and sales of quality eggs, honey, fruits, vegetables, and nursery and seed products. The six programs include:

- * Fruit and Vegetable Quality Control * Organic Food Production *
- * Egg Quality Control * Certified Farmers' Markets * Nursery Inspection * Seed Inspection *

SPECIAL AGRICULTURAL SERVICES

Other special, mandated services acted upon by our department include:

- * Apiary Inspection * Crop Statistics * Sustainable Agriculture *

WEIGHTS AND MEASURES

Equity and fairness is the name of the game. Gasoline, firewood, a loaf of bread, or fruits and vegetables... Any item purchased is sold by weight, measure, or count. We protect the public from purchasing goods that are short weight or measure, and we protect businesses from giving their products and profits away when they use devices that could be inaccurate. We also verify that prices are correctly scanned at the counter, petroleum products meet quality standards, and weighmasters provide their customers accurate weighing devices. The eight programs in this category include:

- * Weight Verification * Measurement Verification * Petroleum * Transaction Verification *
- * Electronic Meters * Compressed Gas Meters * Weighmaster * Device Repairmen Regulation *

EASTERN SIERRA WEED MANAGEMENT AREA

This division consists of federal, state, county, and local agencies and entities of which the Agricultural Commissioner is the administrator. The Eastern Sierra Weed Management Area is dedicated to range management of the Eastern Sierras and the detection, eradication, and management of noxious, non-native weed species.

OWENS VALLEY MOSQUITO CONTROL PROGRAM

The overall purpose of this program is to provide the public with a consistent level of mosquito control that directly reduces the threat of disease transmission and the spread of large nuisance populations of mosquitoes. , public information, education outreach efforts, joint multi-agencies cooperation and inter-county agencies activities.

ADMINISTRATIVE AND EDUCATION OUTREACH

The Agricultural Commissioner/Sealer of Weights and Measures is responsible for the administration of these programs. Staff also participates in a wide range of special projects intended to benefit Inyo/Mono citizens such as legislative process

THE EVOLUTION OF AGRICULTURE and WEIGHTS AND MEASURES

The California Agricultural Commissioners trace their origins back 130 years; their goal is protection of the State's crops from the ravages of pests both domestic and imported. Then, as now, one of the principle weapons employed was a legal device called a "quarantine", which derives from the French word "quarante", meaning "forty". The quarantine came about as a detention device, its first use being in the year 1340 when passengers on ships bound for Venice, Italy, were detained on board ship for 40 days. This was considered a long enough period to determine whether or not those passengers carried with them the Black Plague, which was killing many people in Europe in the mid-14th century.

California's first statewide program, which was the start of the present Department of Food and Agriculture, began with "An Act For the Promotion of Viticultural Industries of the State" on April 5, 1880. It provides for the appointment of a Board of State Viticultural Commissioners whose duties included the study of the grape root rot disease, *Phylloxera*. The Act specified that the University of California was responsible for instruction and experiments - a concept still existing today - giving the University the authority for research and the Department the regulatory functions. The Act provided for seven viticultural districts.

Until the year 1911, the duties of the State Board of Horticulture, the State Commissioner of Horticulture, county boards of horticulture commissioners and the county horticulture commissioners were limited to just a few obligations. They had to do with preventing the introduction into the state of the pests from outside its boundaries, prevention of spread of insect pests and plant diseases through the media of nursery stock, fruit boxes, and other containers, and the inspection of nurseries. The years that followed would find the duties not only intensified in the same areas, but expanded into many other aspects of agriculture.

In the beginning the regulatory concern was to protect the California farmer from the depredations of exotic pests. After 1911, these duties were to be expanded to include concerns of the market place (standardization), and such cultural aids as assistance to the farmer in weed control and control of rodents and other damaging creatures. Later, they would enlarge to assure the farmer honest weights and measures, and protection from unscrupulous middlemen. Finally, the regulations would blossom into the full relationship of the farmer and the consumer.

Today, the California Department of Food and Agriculture and County Agricultural Commissioners are as busy helping the consumer as they are the farmer. They keep exotic pests away from the farmer's fields by fighting them in city gardens, where they nearly always are found first in the State. By so doing, they are affording city people as much protection as farmers, for these pests generally can wreak as much havoc in the city as in the country. They provide for, and oversee, standardization practices, thus insuring the farmers good markets for their products and insuring quality for consumers. They promote marketing of goods in a variety of ways, also assuring quality and quantity to consumers. They look after the health of livestock and plants, and the same benefits accrue to the consumer. They insist on measurement standards that also have dual blessings; and they assure the consumer and the farmer protection against the careless use of pesticides, thus affording protection to both people and the environment.

2011 is the 130th anniversary of the California Agricultural Commissioner and Sealer Association.





Inyo County General Information

County Seat	Independence
County Population (2000 census)	17,945
Land Area (square miles)	10,142
Persons per Square Mile	1.77
Highest Elevation (Mount Whitney)	14,492 feet
Lowest Elevation (Badwater, Death Valley National Park)	282 feet below sea level
Land in Federal Ownership	92.0%
Land in State Ownership	2.4%
Land in City of Los Angeles Ownership	3.9%
Land in Private Ownership	1.7%

Incorporated Cities/Towns:

Bishop

Unincorporated Areas:

Big Pine

Cartago

Independence

Lone Pine

Olancho

Pearsonville

Shoshone

Tecopa

Average Climate:

Bishop:

Summer High—98°

Winter Low—22°

Death Valley:

Summer High—115°

Winter Low—37°

“Weights and measures may be ranked among the necessities of life to every individual of human society. They enter into the economical arrangements and daily concerns of every family. They are necessary to every occupation of human industry; to the distribution and security of every species of property; to every transaction of trade and commerce; to the labors of the husbandman; to the ingenuity of the artificer; to the studies of the philosopher; to the researches of the antiquarian; to the navigation of the mariner, and the marches of the soldier; to all the exchanges of peace, and all the operations of war. The knowledge of them, as in established use, is among the first elements of education, and is often learned by those who learn nothing else, not even to read and write. This knowledge is riveted in the memory by the habitual application of it to the employments of men throughout life.”

-John Quincy Adams



Mono County General Information

County Seat	Bridgeport
County Population (2000 census)	12,853
Land Area (square miles)	3,044
Persons per Square Mile	4.22
Highest Elevation (White Mountain)	14,242 feet
Land in Federal Ownership	84.7%
Land in State Ownership	3.6%
Land in City of Los Angeles Ownership	3.2%
Land in Private Ownership	7.8%

Incorporated Cities/Towns:
Mammoth Lakes

Unincorporated Areas:

Benton
Bridgeport
Chalfant Valley
Coleville
Hammil Valley
June Lake
Lee Vining
Tom's Place
Walker

Average Climate:

Bridgeport:

Summer High—81°
Winter Low—8°

Chalfant Valley:

Summer High—98°
Winter Low—22°



Field Crops

FIELD CROPS

ITEM	YEAR	HARVESTED ACREAGE	YIELD PER ACRE	TOTAL YIELD	UNIT	PRICE PER UNIT	TOTAL
Alfalfa Hay	2010	3,200	6.50	20,800	Ton	\$135.00	\$2,808,000
	2009	3,200	6.50	20,800		\$125.00	\$2,600,000
Miscellaneous Hay	2010	1,700	4.00	6,800	Ton	\$130.00	\$884,000
	2009	1,700	4.00	6,800		\$120.00	\$816,000
Irrigated Pasture	2010	17,000	~	~	Acre	\$28.00	\$476,000
	2009	17,000	~	~		\$27.50	\$467,500
Dry Grazing	2010	208,000	~	~	Acre	\$5.00	\$1,040,000
	2009	208,000	~	~		\$4.25	\$884,000

TOTAL FIELD CROP PRODUCTION:

2010 **\$5,208,000**
2009 **\$4,767,500**

Misc. Crop Production / Apiary

INYO COUNTY



MISCELLANEOUS CROP PRODUCTION

ITEM	YEAR	HARVESTED ACREAGE	TOTAL YIELD	TOTAL
Turf	2010	195	~	\$1,613,900
	2009	250	~	\$2,285,000
Dates (Misc. Fruits)	2010	30	42,000	\$168,000
	2009	30	35,000	\$140,000

TOTAL MISCELLANEOUS CROP PRODUCTION	2010	\$1,781,900
	2009	\$2,425,000



APIARY PRODUCTION

ITEM	YEAR	PRODUCTION	UNIT	PRICE PER UNIT	TOTAL
Honey	2010	850,000	Lbs.	\$2.85	\$2,422,500
	2009	775,000		\$2.50	\$1,937,500

TOTAL APIARY PRODUCTION	2010	\$2,422,500
	2009	\$1,937,500



Inyo County Summary

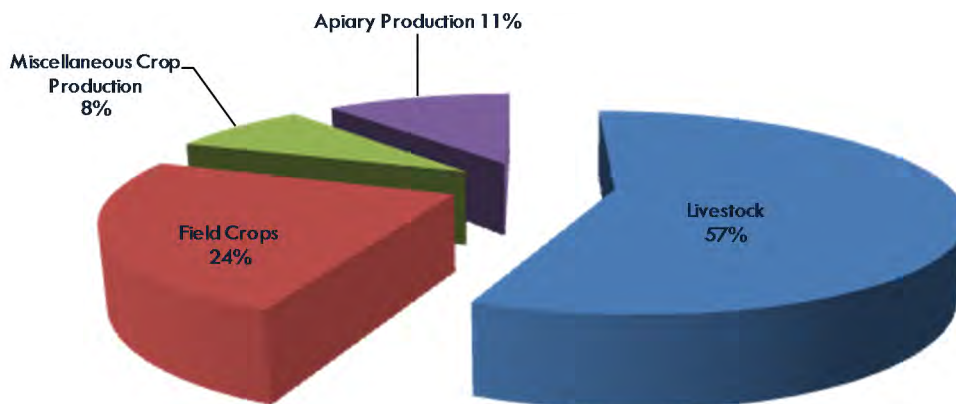


INYO COUNTY TOTALS

	2009	2010
LIVESTOCK	\$9,997,350	\$12,134,370
FIELD CROPS	\$4,767,500	\$5,208,000
MISCELLANEOUS CROP PRODUCTION	\$2,425,000	\$1,781,900
APIARY PRODUCTION	\$1,937,500	\$2,422,500
TOTALS	2010	\$21,546,770
	2009	\$19,127,350



Inyo County Agriculture Production - 2010



Livestock

MONO COUNTY

LIVESTOCK

ITEM	YEAR	HEAD	LIVEWEIGHT	UNIT	PRICE PER UNIT	TOTAL
Calves/Steers	2010	7,520	45,120	Cwt.	\$116.00	\$5,233,920
	2009	7,520	45,120		\$100.00	\$4,512,000
Heifers	2010	6,540	34,335	Cwt.	\$112.00	\$3,845,520
	2009	6,540	34,335		\$98.00	\$3,364,830
Cows	2010	2,880	31,680	Cwt.	\$81.00	\$2,566,080
	2009	2,880	31,680		\$60.00	\$1,900,800
Bulls	2010	210	2,940	Cwt.	\$72.00	\$211,680
	2009	210	2,835		\$55.00	\$155,925
Stockers (gain)	2010	20,600	~	~	~	\$7,498,400
	2009	20,600	~	~	~	\$6,561,100
Sheep and Lambs	2010	22,000	22,000	Cwt.	\$140.00	\$3,080,000
	2009	16,500	16,500		\$100.00	\$1,650,000

TOTAL LIVESTOCK

2010

\$22,435,600

2009

\$18,144,655



Field Crops

FIELD CROPS

ITEM	YEAR	HARVESTED ACREAGE	YIELD PER ACRE	TOTAL YIELD	UNIT	PRICE PER UNIT	TOTAL
Alfalfa Hay	2010	11,000	6.50	71,500	Ton	\$135.00	\$9,652,500
	2009	11,000	6.25	68,750		\$125.00	\$8,593,750
Miscellaneous Hay	2010	5,000	4.00	20,000	Ton	\$130.00	\$2,600,000
	2009	5,000	4.00	20,000		\$120.00	\$2,400,000
Irrigated Pasture	2010	55,000	~	~	Acre	\$29.00	\$1,595,000
	2009	55,000	~	~		\$28.00	\$1,540,000
Dry Grazing	2010	80,000	~	~	Acre	\$6.75	\$540,000
	2009	80,000	~	~		\$6.50	\$520,000

TOTAL FIELD CROP PRODUCTION

2010

\$14,387,500

2009

\$13,053,750

Row Crop Production/Timber

MONO COUNTY

ROW CROP PRODUCTION

ITEM	YEAR	ACREAGE	TOTAL YIELD	TOTAL
Garlic	2010	65	~	\$245,700
	2009	8	~	\$32,000
Potatoes	2010	106	~	\$342,380
	2009	0	~	\$0
TOTAL ROW CROP PRODUCTION			2010	\$588,080
			2009	\$32,000

TIMBER PRODUCTION

ITEM	YEAR	TOTAL
Timber/Firewood	2010	\$40,000
	2009	\$15,500
TOTAL TIMBER PRODUCTION		2010
		2009
		\$40,000
		\$15,500

FRUIT CROP PRODUCTION

ITEM	YEAR	YIELD PER ACRE	TOTAL YIELD	UNIT	PRICE PER UNIT	TOTAL
Wine Grapes	2010	3.5	87.5	Ton	\$650.00	\$56,875
	2009	~	~		~	\$0
TOTAL FRUIT CROP PRODUCTION				2010		\$56,875
				2009		\$0

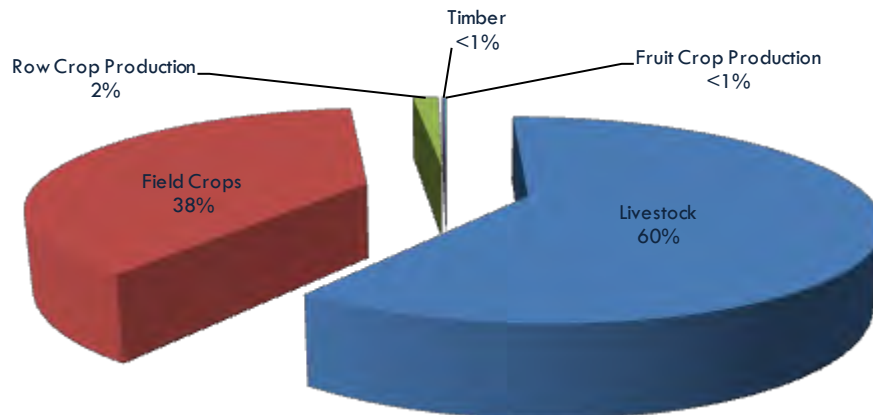


Mono County Summary

MONO COUNTY TOTALS

	2009	2010
LIVESTOCK	\$19,596,055	\$22,435,600
FIELD CROPS	\$13,053,750	\$14,387,500
ROW CROP PRODUCTION	\$32,000	\$588,080
TIMBER	\$15,500	\$40,000
FRUIT CROP PRODUCTION	\$0	\$56,875
TOTALS	2010	\$37,508,055
	2009	\$32,697,305

Mono County Agriculture Production - 2010



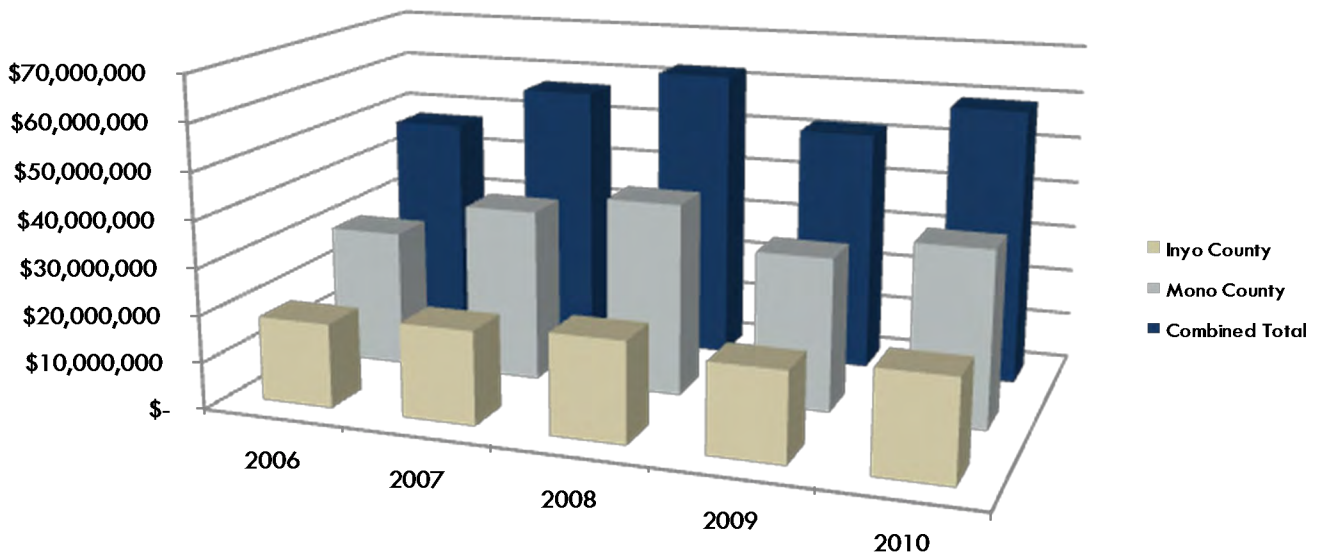
Comparison Summary

INYO AND MONO COUNTIES

COMPARISON SUMMARY

2006-2010

	2006	2007	2008	2009	2010
INYO COUNTY TOTALS	\$18,025,920	\$19,979,550	\$21,459,980	\$19,127,350	\$21,546,770
MONO COUNTY TOTALS	\$29,336,050	\$36,924,350	\$41,148,517	\$32,697,305	\$37,508,055
COMBINED TOTALS	\$47,361,970	\$56,903,900	\$62,608,497	\$51,824,655	\$59,054,825



Sustainable Agriculture

INVASIVE PLANT TARGETS

<u>PEST</u>	<u>AGENT/MECHANISM</u>	<u>NUMBER OF SITES</u>	<u>GROSS ACRES</u>
Puncturevine	Biological Control	25 sites	~
Dalmatian Toadflax	Mechanical	1 site	220
Yellow Starthistle	Mechanical	2 sites	13
Russian Knapweed	Herbicide	11 sites	3,302
Hoary Cress	Herbicide	2 sites	3
Canada Thistle	Herbicide	20 sites	3,289
Spotted Knapweed	Herbicide	3 sites	3
Halogeton	Mechanical	19 sites	4,400
Scotch Thistle	Herbicide	6 sites	1,247
Camelthorn	Herbicide	1 site	94
Saltcedar	Biological Control	3 sites	~
Saltcedar	Herbicide	100 sites	~
Perennial Pepperweed	Herbicide	129 sites	27,282

PEST EXCLUSION

Exotic and/or target pests in incoming plant material via UPS, FedEx, and US Mail:

14,005 Shipments Inspected



Organic and Outreach Programs

INYO AND MONO COUNTIES

ORGANIC FARMING STATISTICS:

There were 4 organic farms registered in 2010.

EASTERN SIERRA CERTIFIED FARMERS MARKET:

12 Growers participated in the 2010 Farmers Markets. Commodities sold included: eggs, apples, peaches, pears, grapes, berries, plums, cherries, pumpkins, cabbage, lettuce, squash, onions, eggplant, tomatoes, beets, peppers, carrots, corn, cucumbers, tomatillos, beans, cantaloupe, watermelons, zucchini, Swiss chard, radishes, kale, broccoli, potatoes, rhubarb, shallots, turnips, celery, cut flowers, collards, lentils, green beans, wheat, arugula, garlic, alfalfa sprouts, cucumbers, gourds, artichokes, cauliflower, okra, bok choy, and herbs.

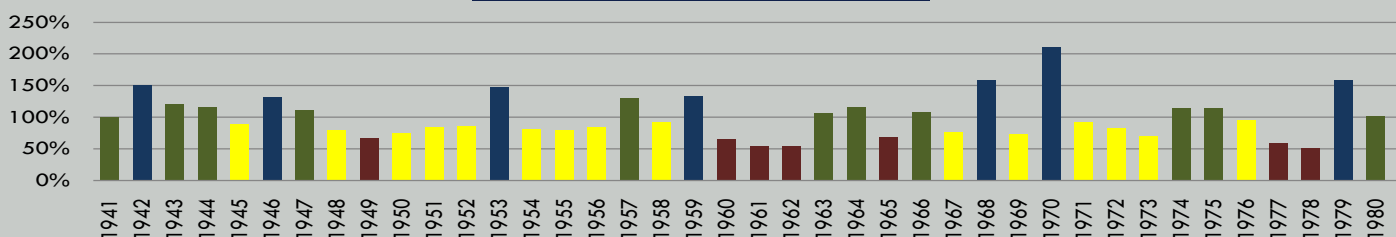
OUTREACH PROGRAM

During 2010, the Inyo/Mono Counties' Agriculture Department sponsored:

- 3 pesticide safety seminars with 110 professional card holders and private applicators attending, to meet California state continuing education requirements;
- 5 educational workshops for local groups;
- Participation with the Owens Lake Committee to resolve major water issues in the Owens Valley.

The Department's inspection surveillance area, which encompasses over 10,000 square miles, provided outreach from northern Mono County, including several California and Nevada field crop growers located in the Antelope Valley area, to the southern tip of Inyo County, including a large commercial turf grass farm in the Sandy Valley, near Las Vegas, Nevada. The Inyo/Mono Agricultural Commissioner's office is tasked with the surveillance of 50% of the California/Nevada border for pests that could endanger the agricultural industry of California.

EASTERN SIERRA RUNOFF CHART



Weights and Measures

WEIGHTS AND MEASURES ENFORCEMENT

Over 1,100 devices were inspected in 2010 to ensure accuracy within California state tolerances. These devices included:

- 1,135 retail fuel meters;
- 126 small retail scales;
- 43 livestock scales;
- 23 vehicle scales;
- 10 hopper scales;
- 8000 vapor and electric meters (10 year cycle).

Of the 1,100+ devices inspected, 29 Notice of Violations were issued. All consumer complaints received by the Inyo/Mono Counties' Weights and Measures Department resulted in further inspections throughout the year. The Weights and Measures Department also conducted several scanner audits to ensure accuracy of price scanners in stores, and labeling audits to ensure the accuracy of labeled contents of pre-packaged goods. Regular inspections protect consumers from misrepresentation and maintain fair competition between sellers.





Counties of Inyo and Mono
Department of Agriculture and Weights & Measures
207 W South Street
Bishop, CA 93514

